

CONTRACTOR Products of the Year


CONTRACTOR's Products of the Year are determined by reader service inquiries to our print edition and pageviews from our online edition, contractormag.com.

#1 THE EVOPEX COPPER STUB-OUT

features an integrated cap for easy installation during rough-in and immediate pressure testing. The half-brass body easily connects to the EvoPEX 90° elbow and is available with or without brackets. The green visual indicator lets users know when PEX tubing is inserted to the proper depth. The ½" EvoPEX copper stub-out is approved for behind-the-wall applications and comes in lengths of 6" or 8".

Sharkbite (RWC)

www.rwc.com




#4 THIS COPPER STUB OUT

provides a complete menu of sizes and styles that will support a job's specific applications. Made with high-quality, lead-free materials, the new line offers both crimp and cold expansion designs for PEX connections. The variety of styles include straights and elbows with and without mounting flanges and include closed-end options for pressure-testing.

Jones Stephens

www.jonesstephens.com



#5 PROTERRA HYBRID ELECTRIC WATER HEATER

is available in 40-, 50-, 65- and 80-gal. sizes. The Energy Star-certified models have Uniform Energy Factors of up to 4.0. They are also NEEA Tier 4-certified and come with a CTA 2045 adaptor with full demand response capability. The ProTerra with LeakGuard model offers built-in leak detection and automatic shutoff that limits water loss from the tank to no more than 20 ounces. EcoNet Wi-Fi technology allows plumbers access to system diagnostics through the Contractor App.

Rheem

www.rheem.com




#6 CABMAX COMPOSITE BULKHEAD

provides noise reduction, climate control, and customization options. The single-piece design is strong yet lightweight at just 55 lbs. The accessory panels are designed to accompany the WEATHER GUARD REDZONE accessories, but also offer standard threaded inserts for off-the-shelf attachments. It is custom-designed for the most popular commercial vans.

WeatherGuard

www.weatherguard.com



#7 T18 CORDLESS DRILL/DRIVER

features a large drilling capacity; a ½" keyless chuck; optimum LED illumination for a well-lit work area; and integrated bit storage. Its ergonomic, light-weight and precision-performance design is ideal

for completing jobs in tight spaces while limiting arm fatigue. The tool is compatible with the company's Li-HighPower 4.0 HPC-ASI 18 V Battery Pack platform and comes packaged in the Systainer tool storage system. Available as a complete set or as a bare tool.

Festool

www.festoolusa.com



#8 ECOBEE SMART THERMOSTAT

are co-branded versions of the ecobee3 lite Pro and ecobee SmartThermostat Pro with voice control. They can be connected to the Carrier Connected Portal, enabling contractors to remotely diagnose and troubleshoot system issues and errors. Contractors will have access to advanced system data including runtime, settings and system alerts. These controls are compatible with most residential HVAC systems including gas, oil, electric and dual-fuel systems.

Carrier Corp

www.carrier.com




#9 RP 342-XL PRESS TOOL

can press ½" to 4" copper, stainless steel and carbon steel pipe, and ½" to 2" PEX pipe – in under 12 seconds. The lightweight RP 342-XL features QuickSwitch technology to quickly switch from Standard to

Extended 32kN applications to press 2½" to 4" carbon steel. The tool is compatible with the RIDGID full line of Standard 32kN Press Tool accessories, including the StrutSlair™ Strut Shear Head, Press Snap™ Soil Pipe Cutter and all MegaPress jaws.

Ridgid

www.ridgid.com

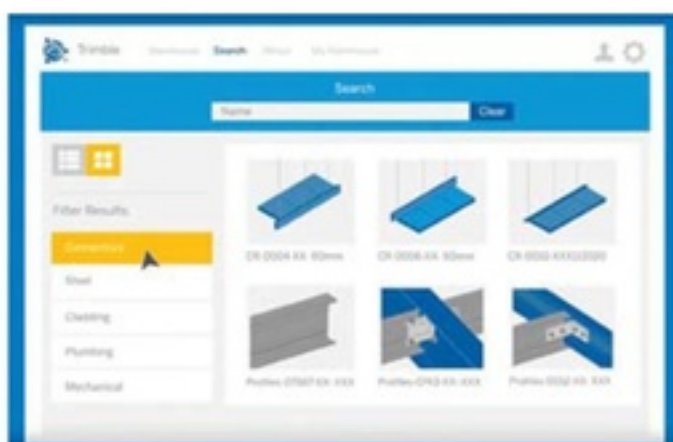


#3 THE CONSTRUCTION ANALYTICS PLATFORM

provides manufacturers with insights into the digital construction workflow on where their distributors are winning and losing and how they can optimize their content to get the most business. All building product manufacturers selling into the buildings construction space are provided with a proprietary score showing their current penetration into the Trimble ecosystem of pre-construction workflows.

Trimble

www.trimble.com





triggers recirculation-loop activation. Available with inputs of 165,000 Btu per hour (NRCR92-DV) and 199,900 Btu/hr. (NRCR111-DV). Both Energy Star-rated models carry a UEF of 0.97. Venting involves 2" or 3" PVC or CPVC pipe, with vent runs up to 65' for 2" pipe and up to 150 ft. for 3". The NRCR92-DV has a capacity range of 0.5 to 9.2

GPM and a maximum flow rate of 9.2

GPM at a 35° F rise; the NRCR111-DV has a range of 0.5 to 11.1 GPM with a maximum flow rate of 11.1 GPM.

Noritz

www.noritz.com/nrcr

#11 LAVADVANTAGE THERMOSTATIC TANKLESS WATER HEATER

has a flow activation of 0.2 GPM for multiple sensor or metering faucets. It has a field-adjustable set-point range between 70° F and 140° F;

factory-set at 120° F (3.5 kW and below set at 105° F). Special settings of higher or lower range available based on options. Other features include: active energy management with power modulating controls; microprocessor temperature control with digital display for thermostatic accuracy; and flow meter activates heater only on demand.

Eemax

www.eemax.com

#12 180 WATT ECM HIGH EFFICIENCY CIRCULATORS

offer up to 85 percent energy savings over a conventional circulator.

Additions to the family are the 180-watt 0034e and 0034ePlus 180 models, ideal for closed-loop heating as well as hot water recirculation. They offer rotatable control box cover for a professional look, no matter the orientation. The 0034e features an easy-to-use dial with five operating modes. The 0034ePlus adds more constant and proportional pressure settings as well as a digital display with real-time feedback.

Taco Comfort Systems

www.tacomfort.com

#13 RINZA BATHROOM COLLECTION

offers varying shapes and intersections, as well as a wide range of finish and fixture options for homeowners to personalize their space. A collection of matching accessories provides a cohesive look throughout the bath. Accessory options include a towel ring, robe

hook, 18-in. and 24-in. towel bars and a pivoting paper holder. Available in Spot Resist finish, which resists fingerprints and water spots to maintain the brilliance of the fixture.

Moen

www.moen.com



#14 PHYN XL SERIES

includes the Phyn XL 1.5" and the Phyn XL 2", new water efficiency tools for larger homes, new construction and light commercial properties with supply lines up to 2". They offer ethernet connectivity in addition to Wi-Fi. The devices measure microscopic changes in pressure to identify leaks and monitor water use.

Phyn

www.phyn.com



#15 ASCO SERIES 158 GAS SHUT-OFF VALVE

is designed for burner-boiler applications. It offers a higher close-off pressure of 75 psi (5.2 Bar), ensures a safe shut off in the event of a fuel train system failure and eliminates the need for additional safety components. A flow rate twice that of other combustion valves results in the ability to deal with varying gas inlet pressures without a reduction in burner performance.

Emerson

www.emerson.com



#16 NO-HUB COUPLINGS

are made for drain, waste and venting systems and come in five different models: standard, reducing, NSF-certified, heavy duty, and super shield (super heavy duty). Made from 304 stainless steel, except the gasket, which is made of ASTM C-564-compliant Neoprene. Each model features oval band notches, a floating eyelet design and a bi-directional shield to eliminate leaks. Standard and NSF-certified models come in eight sizes, heavy duty and super shield models come in seven sizes, while the reducing models come in four.

Easyflex USA

www.easyflexusa.com



#17 THREE-PIECE HANDYMAN TOOL BELT

uses ClipTech professionals the option of adjustable and interchangeable pouches. Not only can users



lock in with the belt's heavy-duty buckle, but they also can kick back with the integrated kickstands. Features include customizable pockets and loops made with rugged 6-Layer Construction.

ToughBuilt

www.toughbuilt.com

#18 SANS HANDS AUTOMATED FAUCET TECHNOLOGY

eliminates the need to touch the faucet handles, preventing the transfer of harmful pathogens. When a user approaches the faucet and interrupts the electromagnetic field, the faucet valve opens automatically to begin the flow of water.

Sonoma Forge

www.sonomaforge.com



#19 MAGNATHERM FT COMMERCIAL BOILER

features the CF-Tech fire-tube heat exchanger; the Linc intuitive control system, which includes a quick-start configurator, auto cascade for up to eight units and intelligent boiler redundancy; and the Tru Trac O2 system, which actively manages air-to-fuel ratios to maintain ideal combustion across the boiler's 20:1 turndown range. Suited for a wide range of commercial applications, it is available in four sizes, from 1,000 to 3,000 MBH.

Laars Heating Systems

www.laars.com



#20 EXPRESS SERIES LAVATORY DECKS

includes two new designs for commercial restrooms.

The new Express GLX Series and Express TLX Series, as well as the existing Express ELX (pictured), each offer the complete handwashing package.

Bradley Corp.

www.bradleycorp.com

